

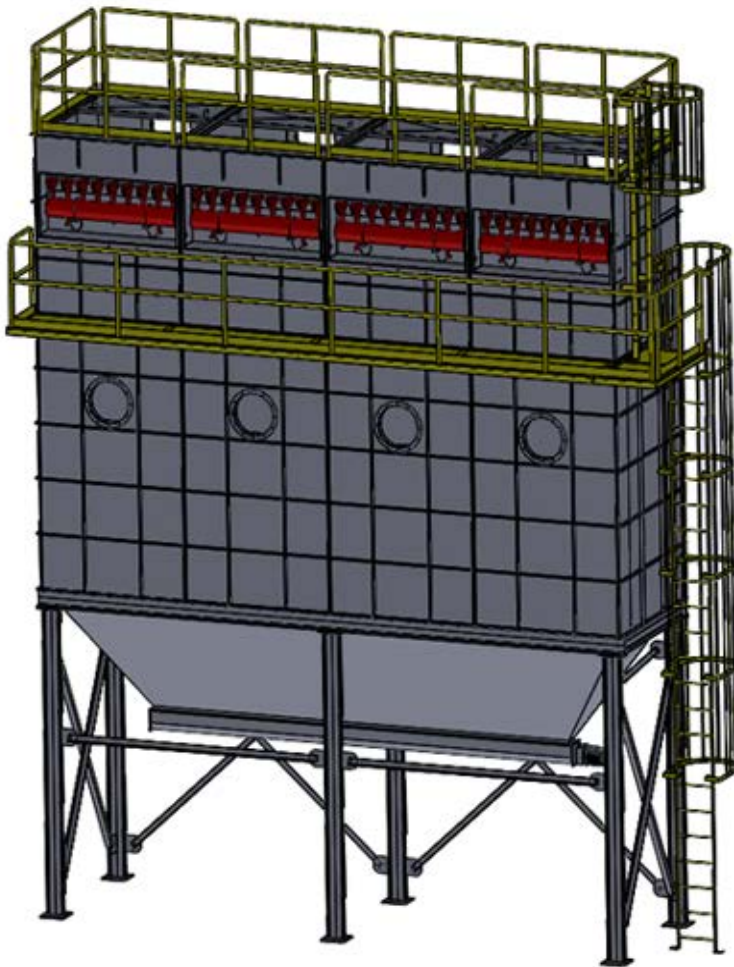


Suzhou Glorair Purifying Equipment Co., Ltd.

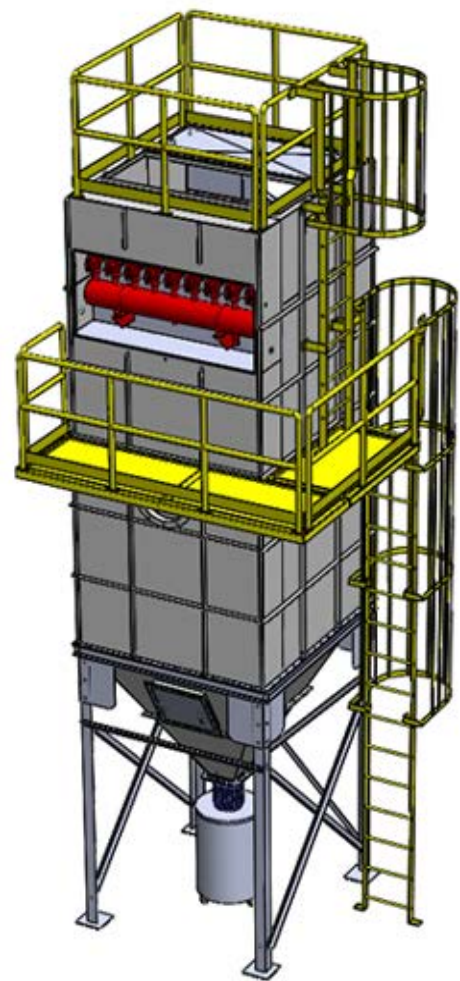
Nanling Industrial Park, Luyuan, Zhangjiagang, Jiangsu, China

www.IndustrialCleanAir.com www.Glorair.com

Baghouse Dust Collector



Multi Module Baghouse



Single Module Baghouse

Models from 100 to Unlimited Bags


Baghouse Dust Collector

Product Descriptions:

- ◆ Baghouse dust collectors are using needle felt filter bags and reverse pulse clean technology. After the dust loading gas enters the filter chamber, the dusts are filtered on the surface of bags, and clean air is discharged from the top of the filter bags. When the differential pressure across the bags reaches a certain value, the compressed air will be blown into the center of bags through nozzles, leading the surrounding air into the bags. The expansion force inside the bags will blow off the dusts on the bag surfaces. The bags restore their pressure drop and recover the filter performance. Our baghouse collectors are modular design; multiple modules can be combined together into a large dust collector equipment. This structure can save costs and increase the speed of installation.

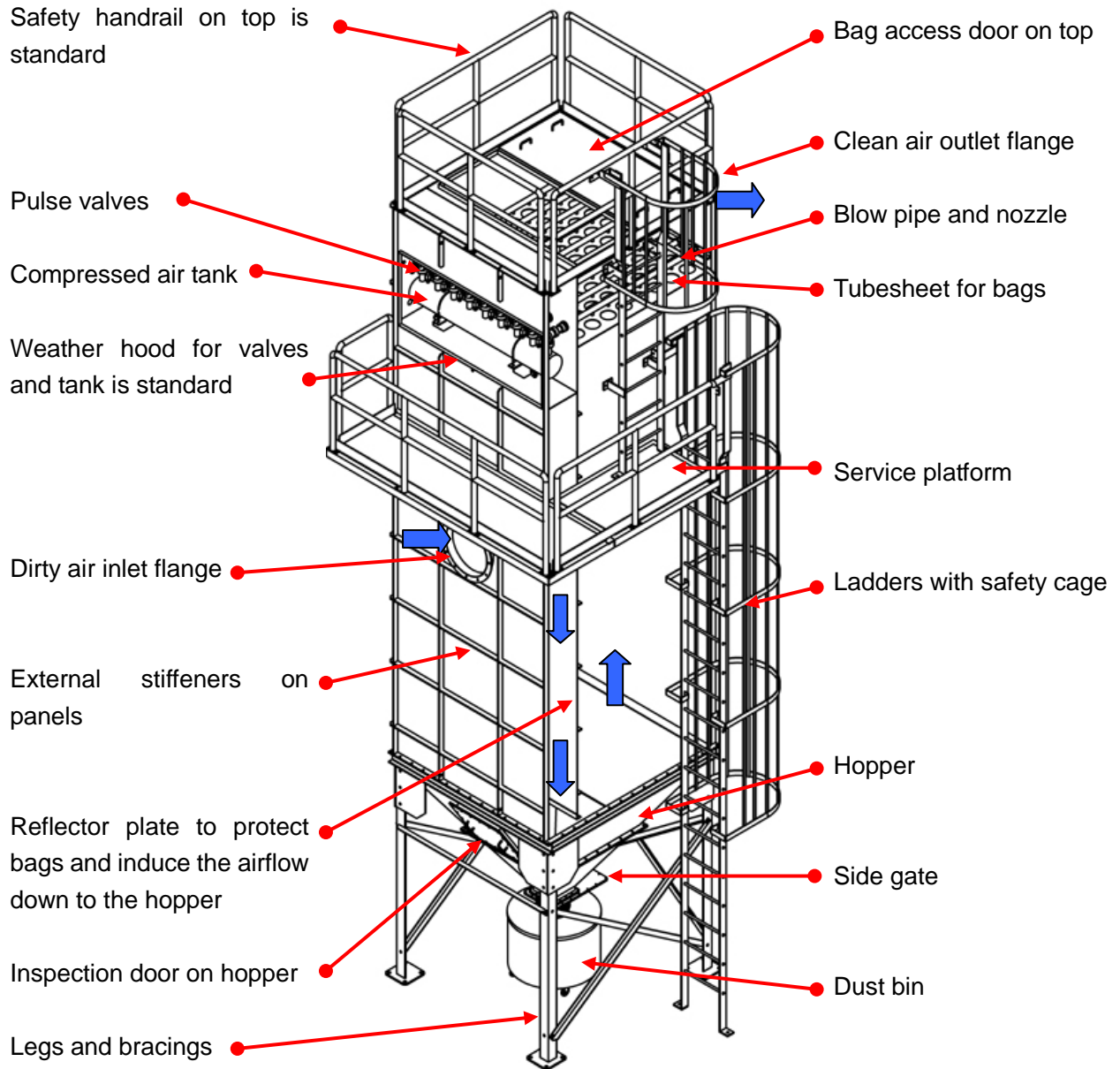
Features:

- ✓ Each modular can be shipped in standard container, greatly reduce the shipping freight.
- ✓ Most components pre-installed in factory to minimize installation on site. No welding work is required on site, which allows quickest erection of system.
- ✓ Highest efficiency and durable needle felt bags ensures reliable and high efficiency filtration performance.
- ✓ A wide range of media fabrics available to meet the needs of any industrial process.
- ✓ Deflector plate in the inlet to knocks down larger particles into the hopper reducing bag abrasion. Down flow entry style using gravity to utmost reduce the dust load on bags
- ✓ Featured structure design. Each modular is available in different height to accommodate different airflow. Inlet and outlet are special designed to achieve optimal airflow.
- ✓ Minimum maintenance. Tool-free maintenance for filter bags & cages. Easy access doors on top of dust collectors.
- ✓ Handrail on top and pulse control weather hood are as standard components.



Baghouse Dust Collector

Dust Collector Components

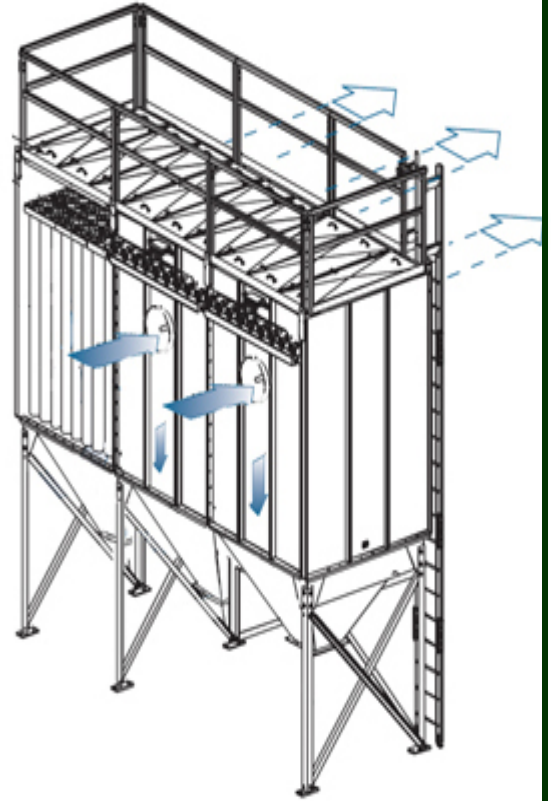


Baghouse Dust Collector

Quickest and Easiest System Setup

Outline of the assembly for a standard bag dust collector

1. Assemble legs and bracings
2. Raise each module and anchor to the support legs and bracings
3. Bolt each adjoining module flanges together
4. Install the safety ladder if available
5. Install the safety hand railing
6. Install compressed air tank interconnection kit for multiple module units
7. Connect compressed air supply to the compressed air manifold
8. Mount and wire the control
9. Install the inlet and outlet air ducts
10. Install the filter bag and cage or other filter elements
11. Install blow pipes, hoppers, dust bins and hand valves
12. Install other optional components



All site work are bolting components together, no welding is required!

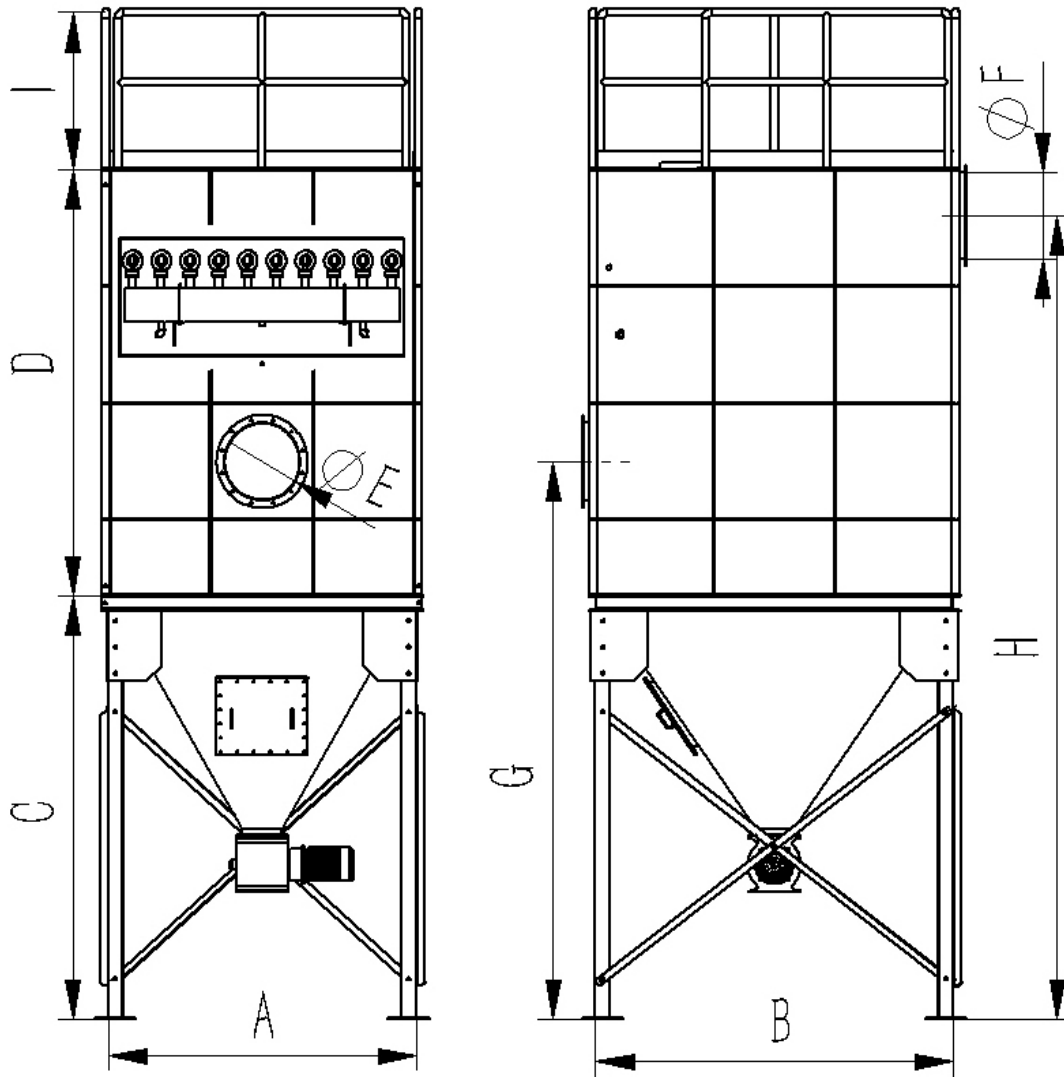
Standard Container Loading Numbers for Each Module

Model	M20	M25	M30	M35	M40	M45
20ft container	2pcs	1pc	1pc	1pc	1pc	1pc
40ft container	4pcs	3pcs	3pcs	2pcs	2pcs	2pcs



Baghouse Dust Collector

Specifications for Basic Module



Model	Filter Area	A	B	C	D	E	F	G	H	I
M20	81 sq.m	2034	2364	2726	2740	500	550	3586	5166	1010
M25	102 sq.m	2034	2364	2726	3240	500	550	4086	5666	1010
M30	122 sq.m	2034	2364	2726	3740	500	550	4586	6166	1010
M35	142 sq.m	2034	2364	2726	4240	500	550	5086	6666	1010
M40	162 sq.m	2034	2364	2726	4740	500	550	5586	7166	1010
M45	183 sq.m	2034	2364	2726	5240	500	550	6086	7666	1010

1) Unit for drawing: mm; 2) Filter area: Sq. M.

Baghouse Dust Collector

Filter Bag Materials and Sizes



Needle Felt Bags & Sizes			
Bag material	Polyester, Antistatic, Polypropylene, Acrylic, Fiberglass, Aramid (Nomex), Ryton(Rrocon), P84, Teflon		
Bag shape	Sleep type bags		
Bag sizes	M20: 130*2000mm	M25: 130*2500mm	M30: 130*3000mm
	M35: 130*3500mm	M40: 130*4000mm	M45: 130*4500mm
Filter area	Different filter area for different bag length. See above table		

Tables of Needle Felt Characters

Fiber Type	Working Temp.	Abrasion	Energy Absorbion	Filtration Property	Moist Heat	Alkalines	Mineral Acids	Cost
Polypropylene	77 °C	Excellent	Good	Good	Excellent	Excellent	Excellent	\$
Polyester	135 °C	Excellent	Excellent	Excellent	Poor	Fair	Fair	\$
Acrylic	130 °C	Good	Good	Good	Excellent	Fair	Good	\$\$
Fiberglass	260 °C	Fair	Fair	Fair	Excellent	Fair	Poor	\$\$\$
Aramid (Nomex)	204 °C	Excellent	Good	Excellent	Good	Good	Fair	\$\$\$\$
Ryton (Rrocon)	190 °C	Good	Good	Good	Good	Excellent	Excellent	\$\$\$\$\$
P84	260 °C	Fair	Good	Excellent	Good	Fair	Good	\$\$\$\$\$\$
Teflon	260 °C	Good	Good	Fair	Excellent	Excellent	Excellent	\$\$\$\$\$\$\$

Standard Components

- Bag filter chamber
- Handrails on top
- Clean air chamber
- Inlet & outlet flanges
- Tube sheet
- Pulse jet valve
- Polyester Needle felt bag & cage
- Blow pipes with nozzles
- Bag access doors
- Compressed air manifold
- Hopper & inspection door
- Pulse valve weather proof hood
- Legs & bracings
- Timer board controller
- Dust drum
- Necessary fastening parts

Optional Components

- Centrifugal fans
- Differential pressure control
- Access platform
- Trough type hopper
- Explosion relief vents
- Rotary valves
- Other bag materials & style
- Screw conveyor
- Safety ladder with cage
- Water sprinkle